

H03V2V2-F/H03V2V2H2-F

Application and Description

H03V2V2-F/H03V2V2H2-F cables are suitable for domestic premises, kitchen, office for light service or light portable apparatuses. With their special insulation and sheath compounds H03V2V2-F/H03V2V2H2-F cables are adapted for apparatus in kitchen and heating and for use in zones with high temperatures (like lighting system apparatuses) without contact with warm parts and radiations. Unsuitable for outdoor use, in industrial and agricultural buildings or non-domestic portable tools. The maximum conductor temperature in normal use: 90 °C. While high temperature use, skin contact must be avoided.

Standard and Approval

<HAR>HD 21.12; HD 308 S2 DIN VDE 0281 part 1, part 12; DIN VDE 0293 part 308; DIN VDE 0295 CEI 20-20/12, CEI 20-35 (EN60332-1) / CEI 20-37 (EN50267), EN50265-2-1

Cable Construction


Bare copper fine wire conductor

Stranded to DIN VDE 0295 cl. 5, BS 6360 cl. 5, IEC 60228 cl. 5 and HD 383


PVC core insulation T13 to VDE-0281 Part 1

Color coded to VDE-0293-308


PVC outer jacket TM3



H03V2V2-F



H03V2V2H2-F



Technical Characteristics

Working voltage: 300/300 volts

Test voltage: 3000 volts

Flexing bending radius: 15 x Ø

Static bending radius: 4 x Ø

Flexing temperature: +5° C to +90° C

Static temperature: -40° C to +90° C

Short circuit temperature: +160° C

Flame retardant: IEC 60332.1

Insulation resistance: 20 MΩ x km

Cable Parameter

AWG	No. of Cores x Nominal Cross Sectional Area # x mm²	Nominal Thickness of Insulation mm	Nominal Thickness of Sheath mm	Nominal Overall Diameter mm	Nominal Copper Weightkg/Km	Nominal Weightkg/Km
H03V2V2-F						
20(16/32)	2 x 0.50	0.5	0.6	5	9.6	38
20(16/32)	3 x 0.50	0.5	0.6	5.4	14.4	45
20(16/32)	4 x 0.50	0.5	0.6	5.8	19.2	55
18(24/32)	2 x 0.75	0.5	0.6	5.5	14.4	46
18(24/32)	3 x 0.75	0.5	0.6	6	21.6	59
18(24/32)	4 x 0.75	0.5	0.6	6.5	28.8	72
H03V2V2H2-F						
20(16/32)	2 x 0.50	0.5	0.6	3.2 x 5.2	9.7	32
18(24/32)	2 x 0.75	0.5	0.6	3.4 x 5.6	14.4	35